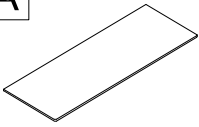
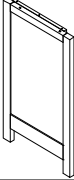
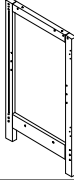
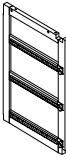
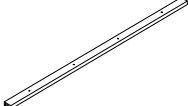
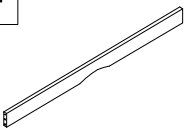
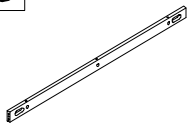

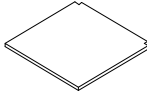
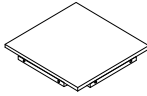
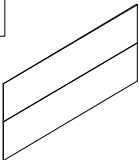
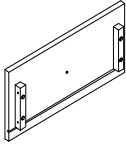
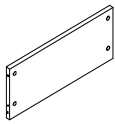
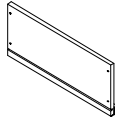
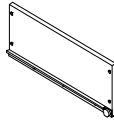
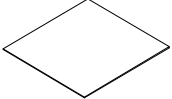
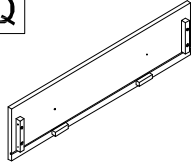
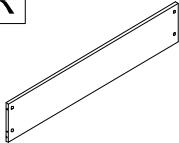
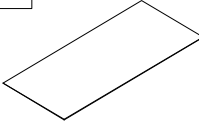
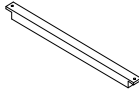
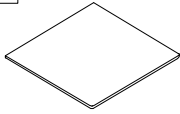
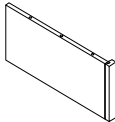
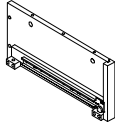
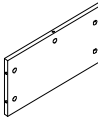
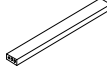




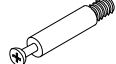
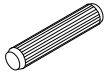
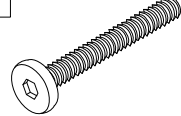
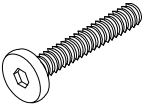

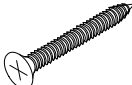




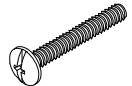
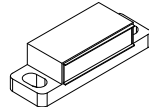



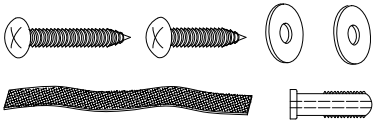
# W560 Parts Identification Sheet

DO NOT assemble dresser if parts of hardware are defective or missing.  
Contact AFG for exchange; keep the original box for return authorizations.


<b>A</b>		<b>B</b>		<b>C</b>		<b>D</b>		<b>E</b>	
	Top Panel 1pc		Left Side Panel 1pc		Right Side Panel 1pc		Divider frame 1pc		Top Front Rail 1pc
<b>F</b>		<b>G</b>		<b>H</b>		<b>I</b>		<b>J</b>	
	Bottom Front Rail 1pc		Top Back Rail 1pc		Bottom Back Rail 1pc		Shelf 1pc		Bottom Panel 1pc
<b>K</b>		<b>L</b>		<b>M</b>		<b>N</b>		<b>O</b>	
	Back Panel 1pc		Upper Drawer Front 1pc		Upper Drawer Back 1pc		Drawer Left Side 8pcs		Drawer Right Side 8pcs
<b>P</b>		<b>Q</b>		<b>R</b>		<b>S</b>		<b>T</b>	
	Upper Drawer Bottom 1pc		Lower Drawer Front 3pcs		Lower Drawer Back 3pcs		Lower Drawer Bottom 3pcs		Drawer Support 6pcs
<b>U</b>		<b>V</b>		<b>W</b>		<b>X</b>		<b>Y</b>	
	Upper Drawer Top 1pc		Upper Drawer Left 1pc		Upper Drawer Right 1pc		Upper Drawer Back 1pc		Upper Drawer Support 1pc
<b>Z</b>									
	Door 1pc								

# W560 Hardware Identification Sheet

DO NOT assemble dresser if parts of hardware are defective or missing.  
Contact AFG for exchange; keep the original box for return authorizations.

<b>1</b> 	<b>2</b> 	<b>3</b>  Ø8 x 30mm	<b>4</b>  D13 x Ø1/4" x 2"	<b>5</b>  D13 x Ø1/4" x 1-1/4"
Cam Lock 14pcs	Cam Bolt 14pcs	Wood Dowel 28pcs	Bolt 8pcs	Bolt 14pcs
<b>6</b> 	<b>7</b>  8# x 1-1/2"	<b>8</b>  8# x 1"	<b>9</b>  19mm	<b>10</b> 
Crescent Washer 8pcs	Flat Head Screw 16pcs	Flat Head Screw 20pcs	Round Head Screw 14pcs	Nut 16pcs
<b>11</b> 	<b>12</b> 	<b>13</b> 	<b>14</b>  12mm	<b>15</b> 
Knob 8pcs	Knob Screw 8pcs	Magnetic Lock 1pc	Flat Head Screw 6pcs	Shelf Support 4pcs
<b>16</b> 	<b>17</b> 			
Allen Wrench 1pc	TIP-OVER RESTRAINT 1set			

PHILLIPS HEAD SCREWDRIVER



(NOT INCLUDED)